

# Foundry Equipments




INTENSIVE SAND MIXER  
SAND MIX MULLER  
CORE SAND MIXER  
TILTING LADLE  
HAND MOULDING PRESS  
BLOWER  
MOULDING BOX  
AUTOMATIC SAND SIEVER  
CASTING CLING DRAM

[www.newpithwa.com](http://www.newpithwa.com)



PITHWA

**NEW PITHWA**  
**FABRICATION**



## INTENSIVE SAND MIXER

Pithwa Producing Intensive Sand Mixer which having Heavy duty base plate covered by an extra plate which is replaceable. Sidewall covered by P.P. sheet which protet from Rust, Water & Chemicals.

High speed vertical Carbide Tipped mixing rotor driven by separate Ele. motor. Replaceable blade made by hard steel flat bar coated with carbide tips. Independent lifting system given for quick impose of mixing materials in the mixture. Heavy duty warm gear box fitted for operation quick and smooth water pump fitted with adjustable timer. It controlling water supply for mixing as per requirement.

**Capacity :** 150 Kgs., 250 Kgs., 500 Kgs., 1000 Kgs.



PITHWA

**NEW PITHWA**  
**FABRICATION**

Pithwa, Mix Muller is most Popular in Foundry World. Its Principal to Work better in Minimized Time.

Having Sturdy Chasis Built by Heavy M.S. Section for Contentious Heavy and Hard use. Roller made by Heavy and more wide M.S. Plate or better Mixing in Less Time. Central Bracket made by Heavy M.S. Plate, Which Carries Scrapers and Mulling Roller main Shaft is Coupled with Reduction Gear Box Driven By Electric Motor With V-belt as a Safety measure. The Scrapers and Roller Specially Design or Total Mixing, Nothing Remains Unmix. No of Right and Heavy Duty Bearing to Maintain Smooth Running and Less Power Consumption. Installation and Maintenance is very Simple. More tonnage in low cost. Most useful for foundry, Abrasive, Powder, Ceramics, Detergent, Minerals, Foods Paints, Masala & Brequiting Plant.

**Capacity :** 50 Kgs., 75 Kgs., 100 Kgs., 150 Kgs., 250 Kgs., 500 Kgs., 1000 Kgs.



**SAND MIX MULLER**



**CORE SAND MIXER**

Pithwa, Producing Core Sand Mixer specially designed for Sound & Smooth Performance. It is used for core and similar materials. It is fabricated by heavy. M.S. Section and Mounted on heavy M.S. Section structure for heavy duty & long last S type impellers fitted with centre bracket which is attached with main shaft.

The shaft is operating by reduction gear box and the total system is operated by electric motor with V-belt. It is preferred for Foundry, Abrasive, Ceramic, Color, Fertilizer & so many other mixing purpose.

**Capacity :** 50 Kgs., 75 Kgs., 100 Kgs., 150 Kgs., 250 Kgs., 500 Kgs., 1000




**PITHWA**

**NEW PITHWA  
FABRICATION**



**Capacity :** 1 H.P., 2 H.P., 3 H.P., 5 H.P., 10

Pithwa, Moulding Machine specially designed to operate easily & simply. It is centrally fabricated structure. A special lock system is given for lifting. Totally covered to protect from sand. It is ideal for accurate & repeated moulding job work. It has simple designed but sturdy & easy maintenance.



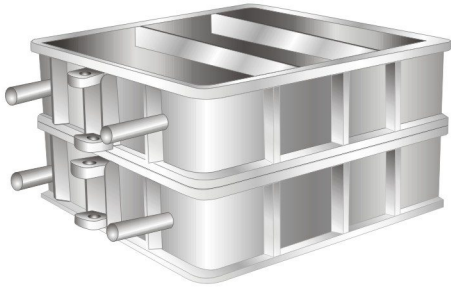
Pithwa, Manufacturing Geared Tilting Ladle by heavy duty section arms for heavy & hard use. The tail arm is strong enough for heat & load for years together without any restoration. Circular ring provide for holding the timing.

Also given a locking device to keep the Ladle vertical during handling hours.

The Ladles are specially designed for Foundry with adequate safety measure. It has fitted with a fully dependable heavy duty dust proof gear box which tilting the ladle smoothly with balance. So that a minimum force can require for operation. It has made as per customers choice & specifications.

**Capacity :** 250 Kgs., 500 Kgs., & Upto 2 Tons.





Pithwa, Presenting moulding box in different type and size. Box made by M.S. Plate, Flat, Round & Square bar which welded for continuous heavy & hard use. We also made as per customers design & specification.

**MOULDING BOX**

**AUTOMATIC SAND SIEVER**



**CASTING CLING DRAM**

Pithwa, Sand seiver specially designed for quicker, faster, accurate sieving purpose. Long sieving screen moulding in a round shape fixed with m.s. Plate ring in both side for heavy duty and long last. It looks like and hollo peope. A heavy duty long shufting is fitted on pillow block & the shufting is allached with gear box. The total sieving system mounted on heavy duty m.s. Section fabricated structure on moving wheel. You can move the siever anywhere as per your requirement. The Gear box operated by Electric Motor with V-Belt. Size & Facilities can be provided as per customers Specification.



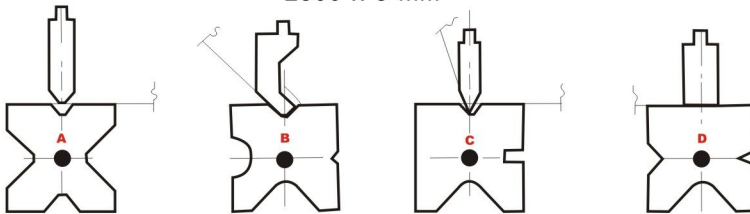
**NEW PITHWA  
FABRICATION**

# OTHER PRODUCTS

## SHEET METAL JOB WORK

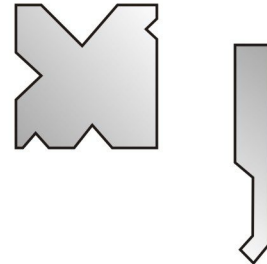
### Shearing Machine :

**Capacity :** 650 x 2.5 mm  
1000 x 3 mm  
1500 x 4 mm  
2500 x 4 mm  
2500 x 8 mm



### Bending Machine :

**Capacity :** 2500 x 4 mm  
3000 x 8 mm



We introduce New Pithwa Fabrication as a pioneers in Foundry Equipment Machinery. We have more than 40 Years Experience in this Field.

New Pithwa is a name to reckon with in quality control instruments with over 1000 customers. Pithwa with an array of quality product of foundry Equipment.

The root cause of our reputation is leceanse. We consider quality as an cutegral portion enrich in rech of our Products.We have modern facility & quality products. New Pithwa Fabrication has technically strong management team having rich and diverse experience in Foundry Equipment Machinery.

We have professional and experience personel in all our department, efficient management, skill team, state-of-art infrastructure and standard process are the real strength of New Pithwa Fabrication for meeting complete customer satisfaction. Purity, Wide Range, Innovations, Hard work & Customer satisfaction are the secrets of the success of New Pithwa Fabrication.



PITHWA

**NEW PITHWA  
FABRICATION**

E-mail : [new\\_pithwa@yahoo.co.in](mailto:new_pithwa@yahoo.co.in)  
[info@newpithwa.com](mailto:info@newpithwa.com)

#### Factory :

1- Arti Society, Dhebar Road,  
Atika (S), Rajkot-3. (Guj.) INDIA  
Phone : 0281-2391073  
Cell: 98242 17299 / 98247 30051  
Web.: [www.newpithwa.com](http://www.newpithwa.com)

#### Office :

13/14, Vijay Plot Main Road,  
Opp. Globe Transport,  
Rajkot-2. (Guj.) INDIA  
Phone : 0281-2462358